



AQUATICLEAR 4400C CIRCULATOR

OVERVIEW

- Built with long-lasting internal components
- Stainless steel external metal and hardware protected by sacrificial anode
- Custom-engineered UV-resistant thermoplastic 4-blade propeller
- Clean Current (*patent pending*) composite prop guard

COMPLETE PACKAGE INCLUDES

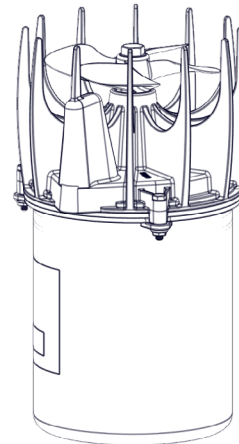
- Motor unit
- Float with mooring lines or mount kit
- UL, CSA & NEC approved underwater-rated cable
- Whole package listed by ETL to UL/CSA standards
- Saltwater compatible
- Packaged for convenient shipping

MOTOR UNIT

- 1HP, 120Vac, single phase
- 1750 RPM
- Oil-cooled
- Continuous-duty rated
- 17mm top and bottom bearings
- Thermal overload protection
- Fully unitized heavy-duty carbon ceramic mechanical seal
- Series 300 austenitic stainless steel can
- Engineering-grade thermoplastic top

FLOAT MOUNT

- Single-piece float
- UV-resistant linear low-density polyethylene
- 300 series stainless steel hardware included
- Three 50' braided nylon mooring ropes provided



OPTIONAL CONTROL PANEL

- UL 508 listed
- UL Type 3r/4x thermoplastic enclosure
- GFCI protection with 5ma trip level
- 24-hour mechanical timer
- 120V plug on 3' power cord

POWER CABLE

- UL, CSA, & NEC approved underwater rated cable
- 3 wire (L, N, G)
- Quick Disconnect standard on 12 AWG or larger cords, optional on smaller-gauge cords
- Stainless steel strain relief on 12 AWG or larger cords
- Standard 6' of flex sleeving protection
- Optional flex sleeving available for entire cord length

DOCK MOUNT

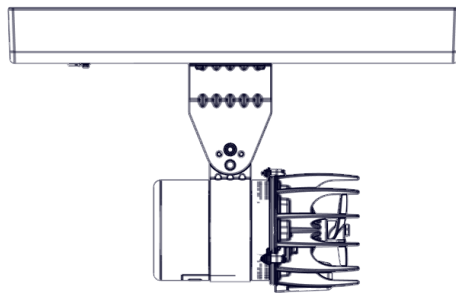
- Complete 300 series stainless steel construction
- Multiple angling options for upper and lower mount elements
- User supplies 1" pipe, up to 10' long

UNIT SPECIFICATIONS

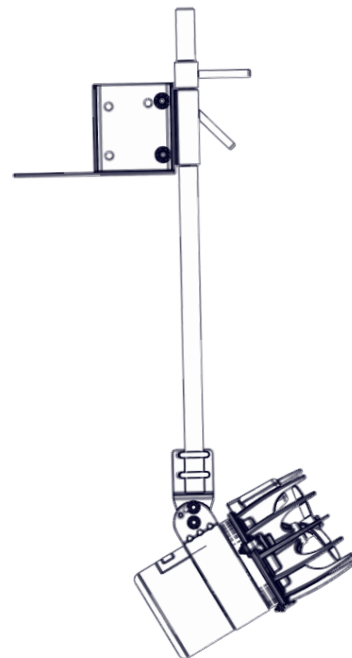
| Unit | HP | Voltage / Phase / Hz | Operating Amps | Locked Rotor Amps | Thrust | Min. Depth of Operation* |
|-------|----|----------------------|----------------|-------------------|---------|--------------------------|
| 4400C | 1 | 120V / 1 / 60 | 9.1 | 40 | 41 lbs. | 4 ft. |

*Will operate in less depth, but may cause bottom disturbance.

| Model | Cord Length | Cord Gauge |
|------------|-------------|------------|
| 4400CFM050 | 50 | 14/3 |
| 4400CFM075 | 75 | 14/3 |
| 4400CFM100 | 100 | 12/3 |
| 4400CFM150 | 150 | 10/3 |
| 4400CFM200 | 200 | 10/3 |
| 4400CDM050 | 50 | 14/3 |
| 4400CDM075 | 75 | 14/3 |
| 4400CDM100 | 100 | 12/3 |
| 4400CDM150 | 150 | 10/3 |
| 4400CDM200 | 200 | 10/3 |



CF unit with Float



CDM unit with Dock Mount